



lumini Solucoes em Iluminacao LTDA
www.lumini.com.br
Email: laboratorio@lumini.com.br
Tel: +55 11 3437-5555 Fax: +55 11 3437-5555
Address: Rua Ferreira Viana, 716 - Socorro - São Paulo/SP

lumini

LumCAT:

Luminaire: super track concentra 30 serie 2 fa

LampCAT: modulo led 17W 30K irc 90

Ballast type:

Report No:

Voltage(V): 127.0000

Test No:

Current(A): 0.1440

Number of Lamps: 1

Power (W): 18.2500

Lamp flux(lm): 1980.0

PF: 0.9990

Length(mm): 250

Width(mm): 25

Phm Type: C

Height(mm): 0

Photometric Results

Lumens(lm): 1133.10, Efficiency(%): 57.23% , Luminous Efficacy(lm/W): 62.09

Central intensity(cd): 1916.683, Maximum intensity(cd): 1916.683

Angle of maximum intensity: $C=0.0$ $\gamma=0.0$

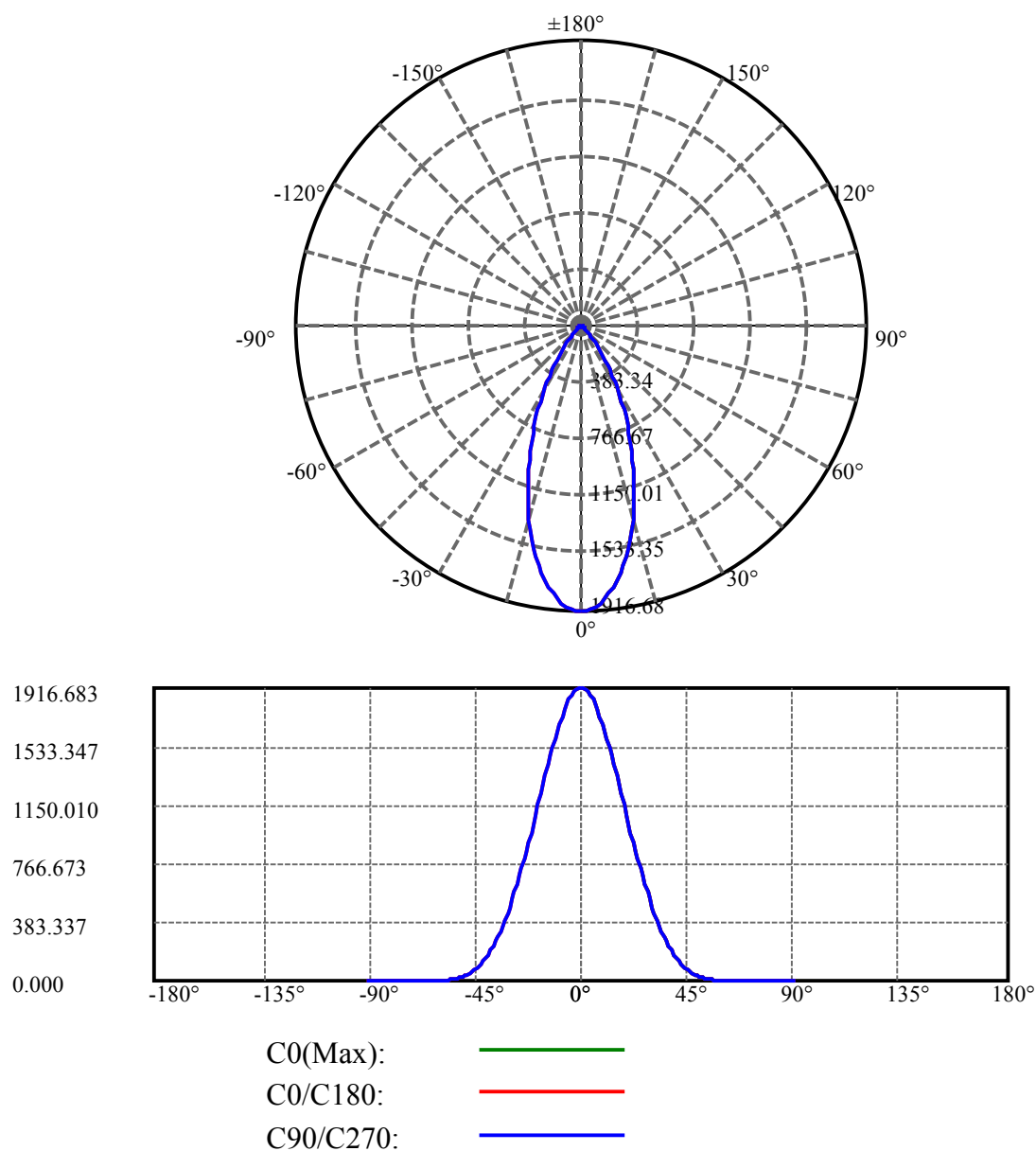
Beam angle of C0 plane : 42.12

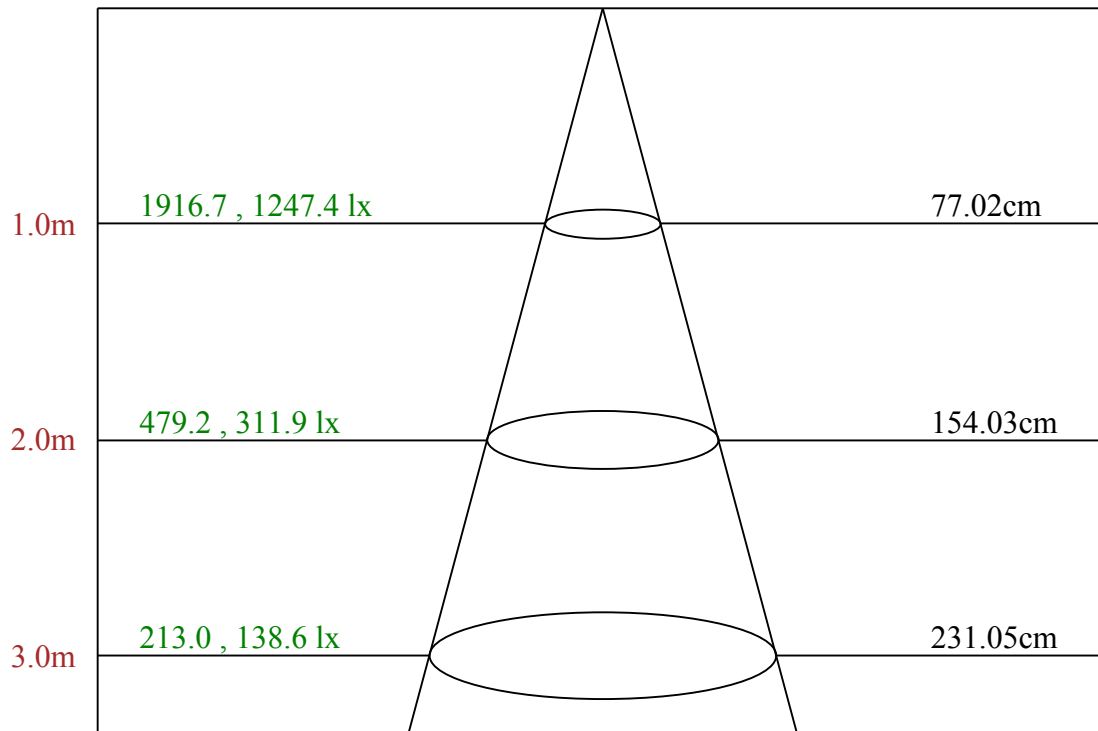
Average BeamAngle(IEC 61341): 42.12

Equipment: equipamento lumini
Temperature(°C): 25.5

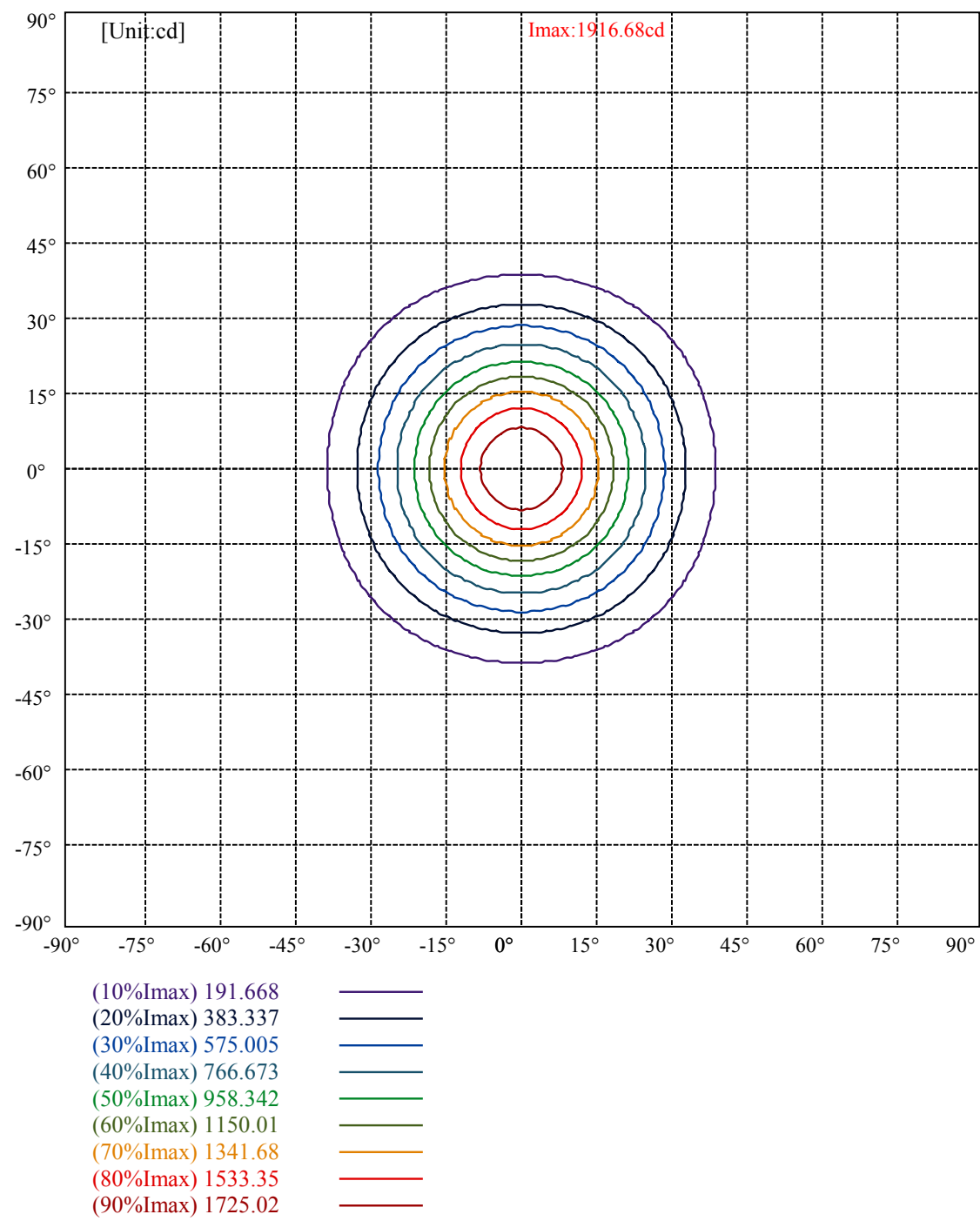
Date: 8/23/2024
Humidity(%): 55.0%

Operator: 01
Distance(m): 6.90





Max , Ave Beam angle of C0 plane 42.12



lumini

Luminance Limiting Curve(no luminous side)

Appendix Page: 5 Total:6

Luminance Table

γ	45	50	55	60	65	70	75	80	85
C0	15324	6737	1720	937	1027	1264	1656	2457	4873
C45	15324	6737	1720	937	1027	1264	1656	2457	4873
C90	15324	6737	1720	937	1027	1264	1656	2457	4873

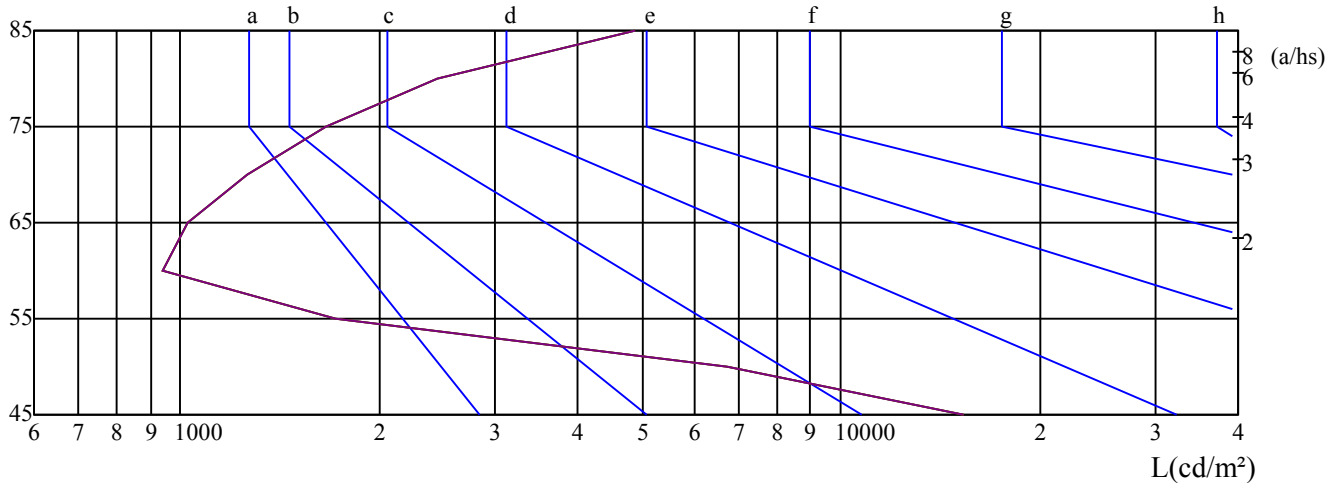
L(Hor)(65)	L(Ver)(65)	L45(65)	L(Hor)(75)	L(Ver)(75)	L45(75)	L(Hor)(85)	L(Ver)(85)	L45(85)
1027	1027	1027	1656	1656	1656	4873	4873	4873

Glare Table

Glare	Quality	Service Values Illuminance(lx)							
1.15	A	2000	1000	500	≤ 300				
1.5	B		2000	1000	500	≤ 300			
1.85	C			2000	1000	500	≤ 300		
2.2	D				2000	1000	500	≤ 300	
2.55	E					2000	1000	500	≤ 300
		a	b	c	d	e	f	g	h

Luminance Limiting Curve

$\gamma(^{\circ})$



C0 ———

C45 ———

C90 ———

Equipment: equipamento lumini
Temperature($^{\circ}$ C): 25.5

Date: 8/23/2024
Humidity(%): 55.0%

Operator: 01
Distance(m): 6.90

Illumination assessment according UGR											
Rf of Ceiling	70	70	50	50	30	70	70	50	50	30	
Rf of Wall	50	30	50	30	30	50	30	50	30	30	
Rf of Floor	20	20	20	20	20	20	20	20	20	20	
Room dimensions		Viewed crosswise					Viewed endwise				
X	Y										
2H	2H	17.14	18.11	17.51	18.42	18.74	17.36	18.33	17.72	18.64	18.95
	3H	16.96	17.81	17.34	18.15	18.50	17.17	18.03	17.56	18.37	18.71
	4H	16.87	17.67	17.27	18.02	18.39	17.09	17.88	17.49	18.24	18.61
	6H	16.83	17.55	17.25	17.93	18.33	17.05	17.78	17.47	18.15	18.55
	8H	16.80	17.49	17.22	17.87	18.28	17.02	17.72	17.45	18.10	18.51
	12H	16.79	17.45	17.22	17.84	18.26	17.03	17.68	17.45	18.08	18.50
4H	2H	16.84	17.63	17.24	17.99	18.35	17.05	17.84	17.45	18.20	18.57
	3H	16.62	17.28	17.05	17.68	18.10	16.84	17.50	17.26	17.90	18.31
	4H	16.59	17.16	17.03	17.58	18.03	16.80	17.37	17.24	17.80	18.25
	6H	16.53	17.03	17.00	17.48	17.94	16.75	17.25	17.23	17.71	18.16
	8H	16.55	17.01	17.03	17.47	17.95	16.78	17.24	17.26	17.70	18.18
	12H	16.62	17.05	17.11	17.50	18.03	16.86	17.29	17.36	17.75	18.27
8H	4H	16.41	16.88	16.90	17.34	17.81	16.63	17.09	17.11	17.55	18.03
	6H	16.39	16.77	16.89	17.25	17.76	16.61	16.99	17.11	17.47	17.98
	8H	16.50	16.82	17.03	17.34	17.84	16.73	17.05	17.27	17.57	18.07
	12H	16.67	16.91	17.21	17.43	17.95	16.91	17.16	17.45	17.67	18.20
12H	4H	16.37	16.80	16.86	17.25	17.77	16.58	17.01	17.07	17.46	17.99
	6H	16.40	16.72	16.94	17.24	17.74	16.62	16.94	17.16	17.46	17.96
	8H	16.51	16.75	17.05	17.27	17.80	16.74	16.98	17.28	17.50	18.02
Variation with the observer position at spacings:											
S = 1.0H		4.5/-11.5					4.5/-11.5				
S = 1.5H		7.1/-10.0					7.1/-10.0				
S = 2.0H		9.0/-8.6					9.0/-8.6				
Standard tables:		BK0					BK0				
Uncorrected UGR		-1.5					-1.5				

依据CIE Publ. 117 计算 UGR, S/H = 0.25